

# Eat a Rainbow 5.

## Color Scavenger Hunt

SPINACH  
to WIN it!

### For the Classroom:

- Group structure - small groups
- Location - in the garden
- Approximate time - 10 minutes






### Georgia Early Learning and Development Standards:

- PDM4.3a. Uses senses purposefully to learn about objects.
- CD-SC3.2b. Explores a variety of living and non-living objects.
- CD-SC5.1a Identifies familiar people and living things in his/her environment.

### Materials:

- Clipboards
- Crayons

Garden Color Scavenger Hunt  
Name: Jenna

Red/Rojo	 strawberry
Orange/Naranja Yellow/Amarillo	 dandelion  strawberry flower
Green/Verde	 strawberry leaves
Blue/Azul Purple/Púrpura	 sky

### Reproducibles:

- [Color Scavenger Hunt](#) (1 for each child)

### Directions:

Invite children to participate in a color scavenger hunt in the garden or outdoor space. With free time to explore, children are given a task to find something of each color that occurs in nature. Children can use the provided color scavenger hunt sheet or they can use paint chips to match the colors to what they see in the garden.

Lesson written by Jenna Mobley for Georgia Organics